

**AODD PUMPS**  
AIR OPERATED  
DOUBLE DIAPHRAGM


## DN25 ALUMINUM 1" TECHNICAL DATASHEET



**Air-Operated Double-Diaphragm Pump (AODD)**  
Self-priming, anti-stall, with configurable construction materials. Robust design, designed to last through time and to be maintained.

### HIGHLIGHTS

- COMPLETELY REPLACEABLE INLET/OUTLET VALVES
- MULTI-PORT INLET AND OUTLET MANIFOLD
- STAINLESS STEEL SCREWS



AVAILABLE VERSION  
EXTERNAL PILOT (PLC)

TECHNICAL SHEET	DATA
Adjustable Flow Rate*	0 ÷ 150 l/min
Inlet/Outlet Valves	Ball Valves
Fluid Inlet Port	1" Threaded Gas (3+3)
Max Particle size **	6,3 mm
Dry/Wet Suction Lift	4 / 7 m
Air Inlet Port	3/8" Gas
Air Inlet Pressure (Min/Max)	1 / 6,8 bar
Weight	11 Kg
Noise Level ***	78 dB [A]

For further technical specifications or configurations, contact the technical office

AVAILABLE COMPONENT MATERIALS	
Diaphragms	PTFE, SANTOPRENE®, NBR, HYTREL®, EPDM, VITON®
Gaskets	PTFE, FEP, VITON®, KALREZ®, NBR, EPDM
Valves	STAINLESS STEEL, PTFE, EPDM, NBR, CERAMIC

Based on the processed fluid other configurable materials are available

AVAILABLE CERTIFICATIONS	ATEX 2G OR ATEX 3G
--------------------------	--------------------

\*Flow rate should be adjusted through an outlet flow valve and/or a flow valve with a pneumatic pressure adjuster.

\*\*Max solid passage indicates the passage section of the valve referred to a spherical body.

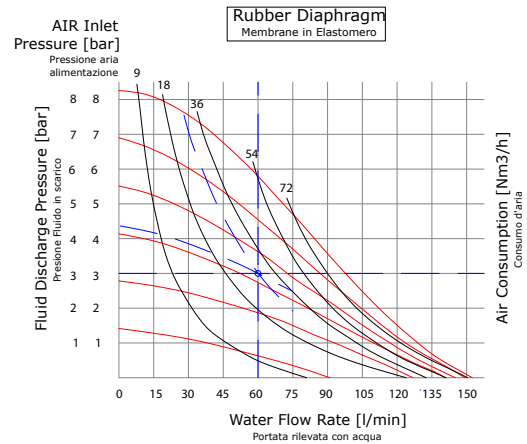
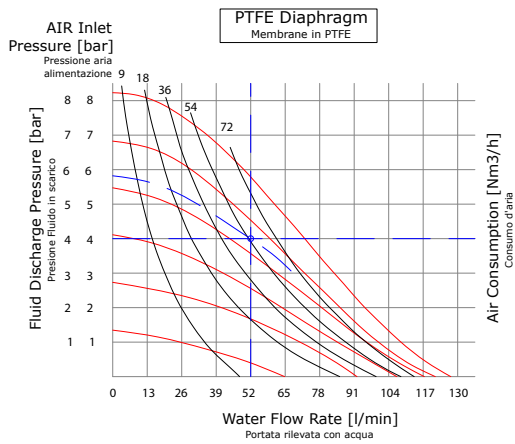
The pump functionality is not guaranteed with liquids with suspended solids. Contact CAPITANIO AIRPUMPS for more information.

\*\*\*The noise level is detected in a specific use condition.

Technical specifications of the product in this catalog are not binding and can be changed without notice.

## PERFORMANCE

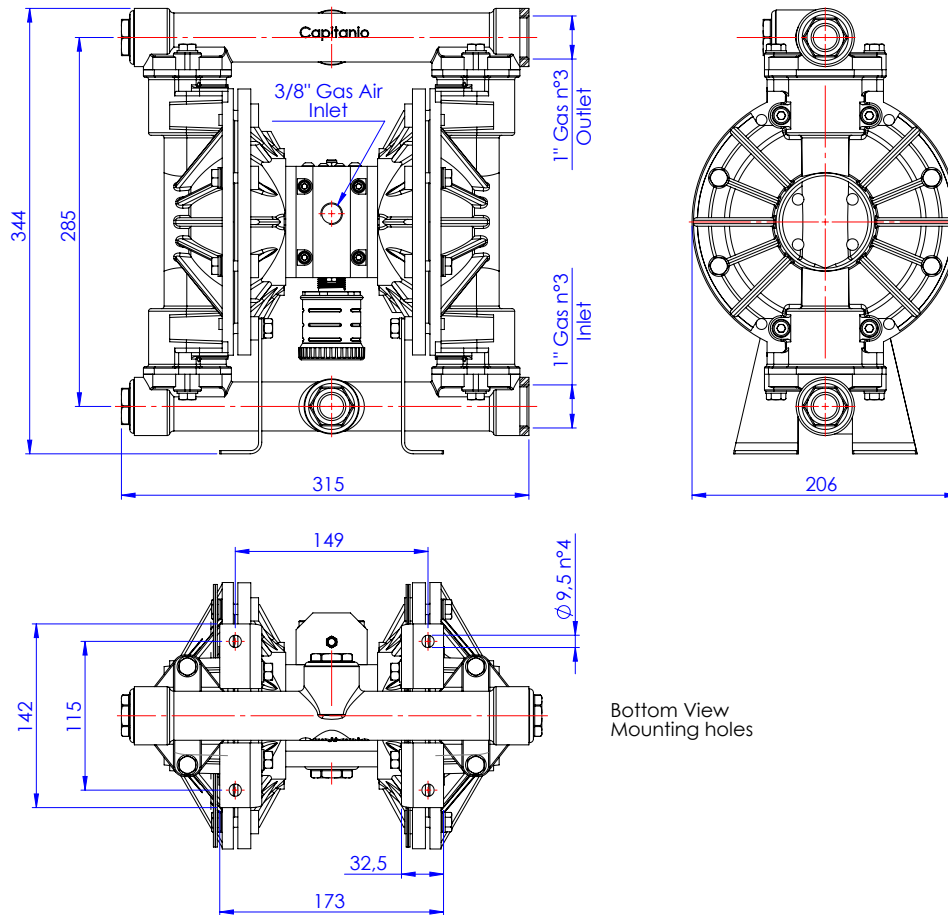
The pump performance may vary based on configuration, processed fluid, installation and use. Performance tests are conducted in laboratory processing water.



5.8 bar Air Inlet Pressure are required to pump 52 l/m at 4 bar pressure with an air consumption of 54 Nm<sup>3</sup>/h (PTFE)

4.3 bar Air Inlet Pressure are required to pump 60 l/m at 3 bar pressure with an air consumption of 30 Nm<sup>3</sup>/h (Rubber)

## DIMENSIONAL DATA



Bottom View  
Mounting holes

## ACCESSORIES

PULSATION DAMPENERS - VALVES - AIR TREATMENT KIT - FILTERS - TANKS AND CONTAINERS


## ADDD PUMPS APPLICATIONS



# MATERIAL CONFIGURATOR

The following table allows to configurate the pump construction materials.

Other materials are available on request. Not every combination of materials is available and technically possible.



**EXAMPLE:**

PUMP MODEL	LIQUID CHAMBERS	AIR CHAMBERS	MANIFOLDS	CENTRAL BLOCK	FLUID PLATE	DIAPHRAGMS	VALVE SEATS	VALVE STOP BALLS	BALLS	WETTED SEALS
DN15	A	A	A	A	B	T	I	Y	T	V

PORT SIZE	
DN8	3/8"
DN12	1/2"
DN15	1/2"
DN20	3/4"
DN25	1"
DN28	1"
DN38	1"
DN40	1" 1/2"
DN50	2"
DN80	3"

LIQUID CHAMBERS	
A	Aluminum
L	Pololyethylene
P	Polypropylene
B	PVDF
T	PTFE
C	PTFE coated
I	Stainless Steel
W	PPS

AIR CHAMBERS	
A	Aluminum
P	Polypropylene
B	PVDF
C	PTFE Coated
I	Stainless Steel

FLUID PLATE	
A	Aluminum
P	Polypropylene
B	PVDF
I	Stainless Steel
W	PPS
X	No Plate

MANIFOLDS	
A	Aluminum
L	Pololyethylene
P	Polypropylene
B	PVDF
T	PTFE
C	PTFE coated
I	Stainless Steel
W	PPS

CENTRAL BLOCK	
A	Aluminum
C	PTFE Coated
D	POM
P	Polypropylene

VALVE STOP BALLS	
A	Aluminum
E	EPDM
Y	Nylon
L	Polyethylene
P	Polypropylene
B	PVDF
I	Stainless Steel
T	PTFE
W	PPS

DIAPHRAGMS	
T	PTFE + Backup NBR
F	PTFE + Backup VITON
Q	PTFE + Backup EPDM
E	EPDM / Santoprene
H	Hytrel
V	Viton
N	NBR
K1	Vulcanized PTFE-NBR
K2	Vulcanized PTFE-EPDM
K3	Vulcanized PTFE-EPDM Integrated Disk
K4	Vulcanized PTFE-NBR Integrated Disk

VALVE SEATS	
A	Aluminum
E	EPDM
L	Pololyethylene
P	Polypropylene
U	Polyurethane
B	PVDF
T	PTFE
I	Stainless Steel
W	PPS

BALLS	
E	EPDM
N	NBR
U	Polyurethane
I	Stainless Steel
T	PTFE

WETTED SEALS	
E	EPDM
N	NBR
T	PTFE Virgin
T	PTFE Encapsulated
V	Viton
U	Polyurethane
H	Hytrel
S	Silicon

- VITON® KALREZ® HYTREL® are DuPont registered trademarks. SANTOPRENE® is a CELANESE INTERNATIONAL CORPORATION registered trademark



**PCHEM s.r.l.**

Headquarters

Via Brigata Mazzini 35/A

36016 - Thiene (VI) ITALY

tel.+39 0445 1856565

e-mail: [info@pchem-industries.com](mailto:info@pchem-industries.com)

[www.pchem-industries.com](http://www.pchem-industries.com)

